

Scaled data based on original data using
LM-79-08 Approved Method: Electrical and Photometric Measurements of Solid-
State Lighting Products

Test Report Prepared for
Cooper Lighting Solutions
(formerly Eaton)

Brand: McGRAW-EDISON

Report Number: P386254

Luminaire Tested: **GWC-SA1D-827-U-T2-HSS**

Issue Date: 3/3/2020

Test Information

Test Method: LM-79-08
Report Number: P386254
TEST IS SCALED FROM IESNA LM-79-08 TEST DATA (G2-1903-205-13)
Test Lab: INNOVATION CENTER
Issue Date: 3/3/2020
Manufacturer: COOPER LIGHTING SOLUTIONS (FORMERLY EATON)
Product Line: MCGRAW-EDISON
Catalog Number: GWC-SA1D-827-U-T2-HSS
Description: GALLEON WALL LUMINAIRE
(1) 80 CRI, 2700K, 1200mA LIGHTSQUARE WITH 16 LEDS AND TYPE II OPTICS
WITH HOUSE SIDE SHIELD
Light Source: -
Ballast/Driver: ELECTRONIC DRIVER

Summary

Lumens per Lamp: N/A
Luminaire Lumens: 4334 lumens
Efficiency: N/A
Efficacy: 65.7 lumens/watt
Luminous Opening: Rectangular (W 0.5' x L: 0.5' x H: 0')
IES Classification: Type II - Medium
BUG Rating: B0 - U0 - G1

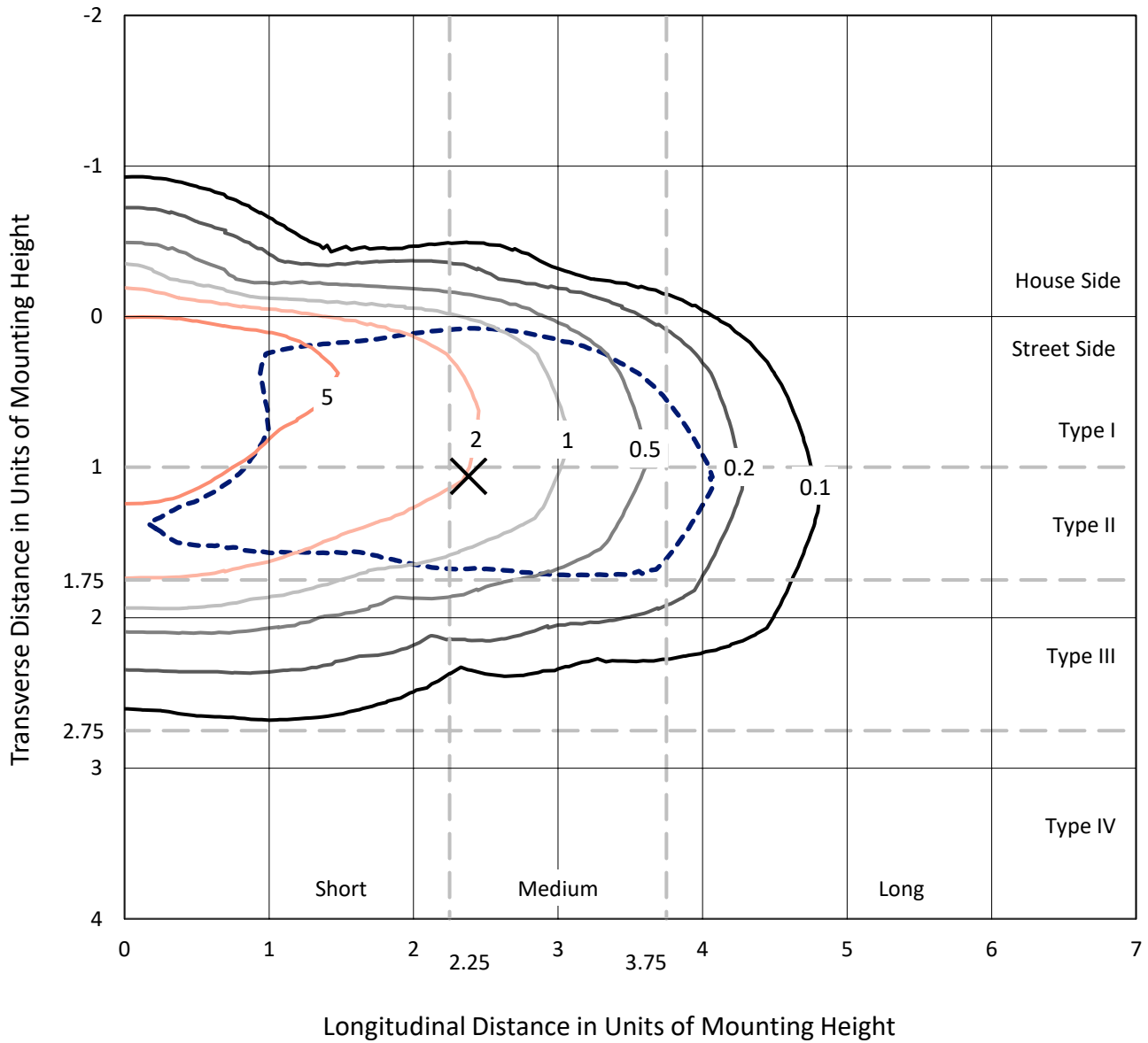
Input Watts (W): 66
Input Voltage (V): NR
Input Current (A_{in}): NR
Voltage Rise (V): NR
Power Factor: NR
Total Harmonic Distortion (THDi): NR
Frequency (hertz): 60
Stabilization Time: NR
Operation Time: NR
Ambient Temperature (°C): NR
Test Distance: 24 FT



REPORT NUMBER: P386254
 CATALOG NUMBER: GWC-SA1D-827-U-T2-HSS

Iso-Footcandle Lines of Horizontal Illumination

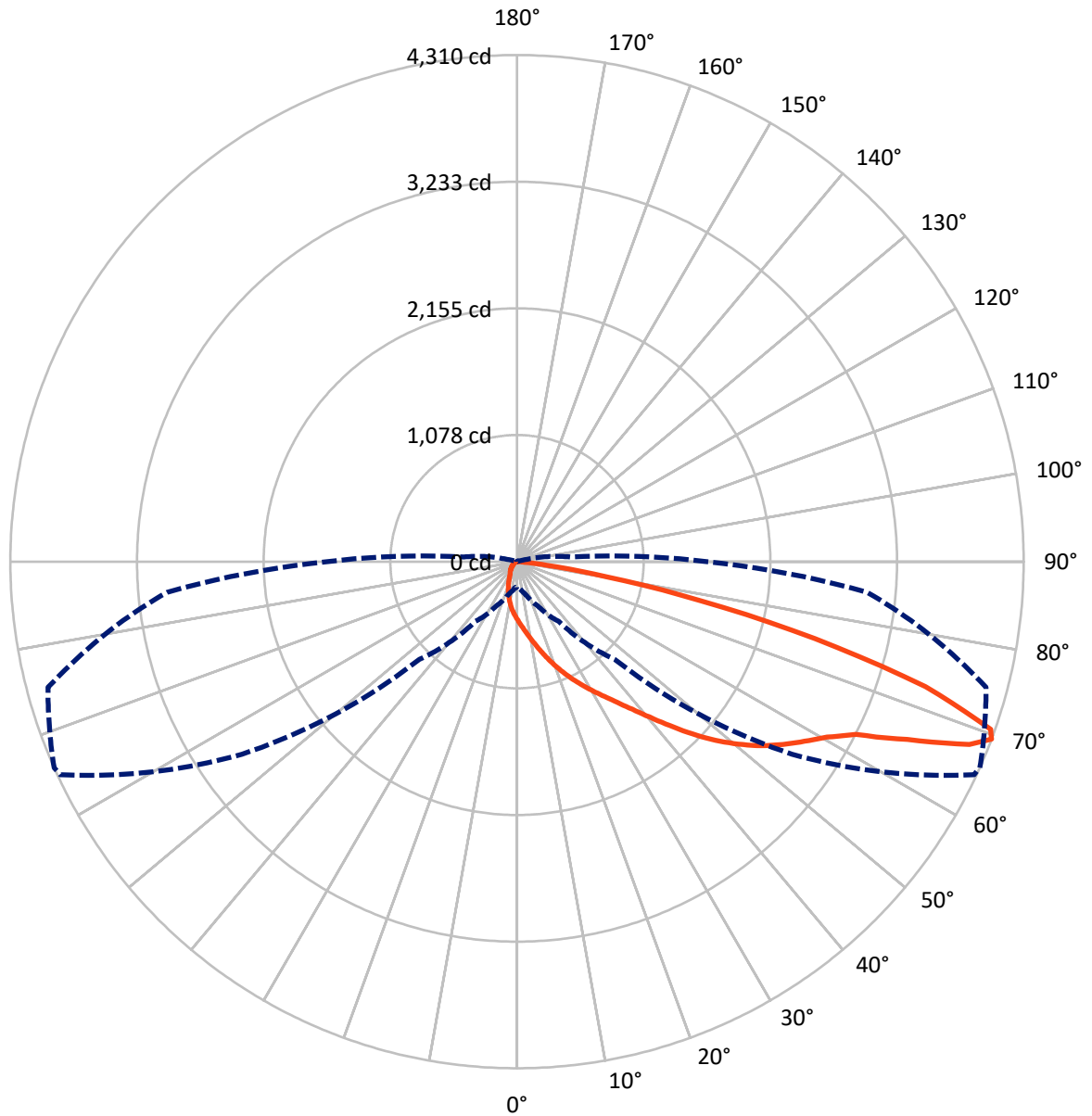
✕ Max cd
 - - - 1/2 Max cd



Based on 10 foot mounting height. Maximum calculated value = 8.2 fc
 Type II - Medium - N/A

REPORT NUMBER: P386254
CATALOG NUMBER: GWC-SA1D-827-U-T2-HSS

Luminous Intensity Polar Plot



— Vertical Plane Through 66-Deg Lateral - - - Horizontal Cone Through 69-Deg Vertical

REPORT NUMBER: P386254

CATALOG NUMBER: GWC-SA1D-827-U-T2-HSS

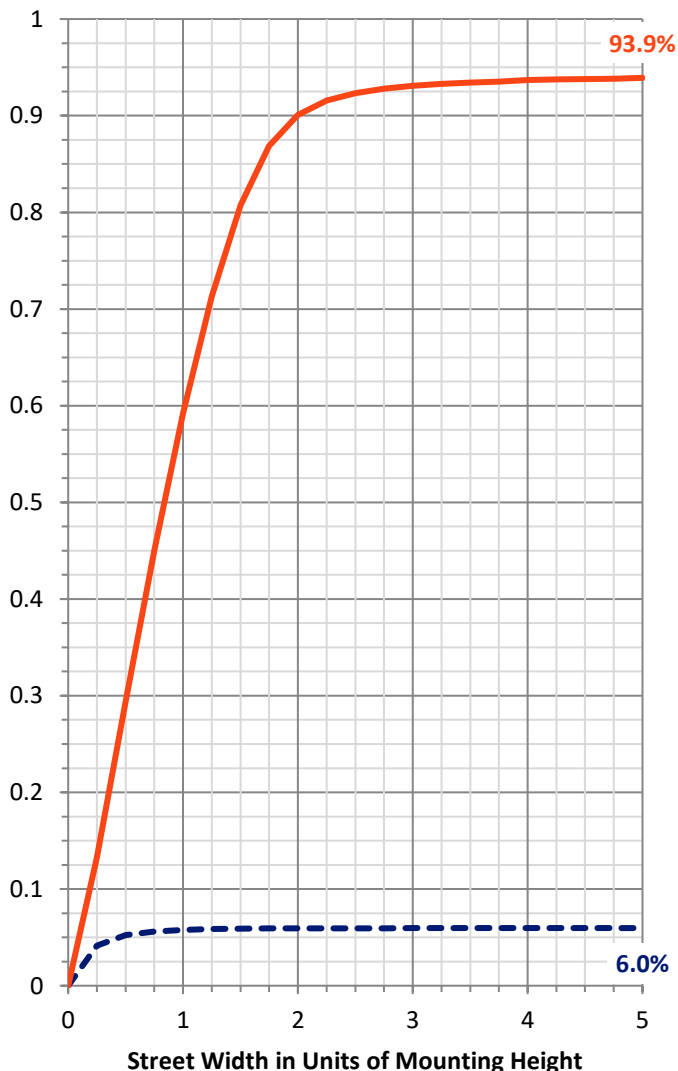
FLUX DISTRIBUTION:

		Downward	Upward	Total
House Side	Lumens	260.0	0.0	260.0
	% Fixture	6.0	0.0	6.0
Street Side	Lumens	4074.0	0.0	4074.0
	% Fixture	94.0	0.0	94.0
Total	Lumens	4334.0	0.0	4334.0
	% Fixture	100.0	0.0	100.0

ZONAL LUMENS:

Zone	Lumens	% Fixture
0°-10°	47.7	1.1
10°-20°	141.9	3.3
20°-30°	247.1	5.7
30°-40°	433.5	10.0
40°-50°	725.6	16.7
50°-60°	1066.6	24.6
60°-70°	1095.2	25.3
70°-80°	540.6	12.5
80°-90°	35.7	0.8
90°-100°	0.0	0.0
100°-110°	0.0	0.0
110°-120°	0.0	0.0
120°-130°	0.0	0.0
130°-140°	0.0	0.0
140°-150°	0.0	0.0
150°-160°	0.0	0.0
160°-170°	0.0	0.0
170°-180°	0.0	0.0
0°-90°	4334.0	100.0
0°-180°	4334.0	100.0

Coefficient of Utilization



REPORT NUMBER: P386254

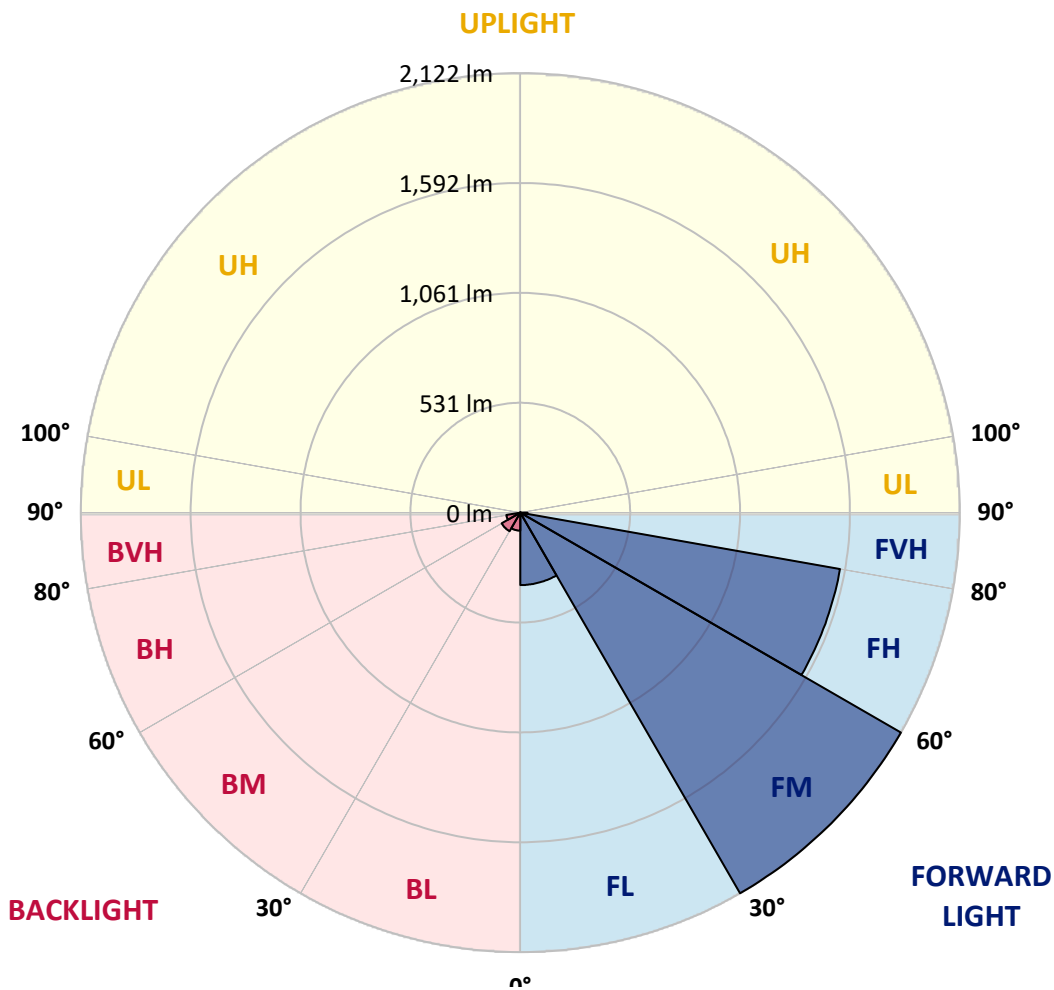
CATALOG NUMBER: GWC-SA1D-827-U-T2-HSS

LUMINAIRE CLASSIFICATION SYSTEM LUMEN TABLE AND BUG RATING:

Zone	Lumens	% Fixture	Zone Rating/Lumen Limit		
			B	U	G
FL (0°-30°)	349.7	8.1			
FM (30°-60°)	2122.1	49.0			
FH (60°-80°)	1567.3	36.2			G1/1800
FVH (80°-90°)	34.9	0.8			G1/100
BL (0°-30°)	86.9	2.0	B0/110		
BM (30°-60°)	103.7	2.4	B0/220		
BH (60°-80°)	68.5	1.6	B0/110		G0/110
BVH (80°-90°)	0.9	0.0			G0/10
UL (90°-100°)	0.0	0.0		U0/0	
UH (100°-180°)	0.0	0.0		U0/0	

BUG Rating: B0-U0-G1

Type II Medium





REPORT NUMBER: P386254
 CATALOG NUMBER: GWC-SA1D-827-U-T2-HSS

CANDELA DISTRIBUTION (FULL):

	0°	5°	15°	25°	35°	45°	55°	65°	66°	75°	85°
0°	493.2	493.2	493.2	493.2	493.2	493.2	493.2	493.2	493.2	493.2	493.2
2.5°	580.5	578.0	577.0	572.5	564.7	558.7	547.2	533.8	531.3	518.3	502.5
5°	655.8	653.8	652.3	646.0	637.9	622.9	601.9	577.0	572.3	547.6	515.9
7.5°	708.3	712.0	712.0	707.9	697.8	686.5	660.8	626.8	620.9	583.0	533.8
10°	739.0	743.5	747.0	750.5	749.1	744.6	720.3	682.0	674.8	624.6	554.6
12.5°	741.9	746.4	756.3	770.9	785.1	795.4	780.2	743.1	734.9	672.7	579.3
15°	725.8	730.6	745.8	774.2	808.6	838.6	843.6	810.9	802.4	730.2	610.1
17.5°	697.8	700.9	722.7	762.1	816.0	871.2	901.0	883.5	875.7	795.8	644.5
20°	677.0	679.3	698.5	740.7	811.5	891.5	955.4	960.7	952.5	866.2	681.8
22.5°	712.7	716.8	717.4	737.4	799.1	901.6	1003.1	1036.7	1030.5	941.0	718.4
25°	810.0	814.8	799.1	786.8	809.6	906.2	1044.1	1114.5	1109.5	1021.4	755.3
27.5°	938.7	943.6	923.5	886.6	864.6	923.2	1080.5	1193.5	1193.3	1106.7	795.0
30°	1065.1	1070.0	1049.4	1012.6	961.9	971.6	1112.0	1276.3	1277.5	1194.6	837.2
32.5°	1197.7	1203.8	1182.6	1135.3	1082.4	1055.2	1156.3	1359.5	1366.5	1296.5	884.8
35°	1348.3	1349.2	1319.3	1269.7	1208.8	1167.0	1227.3	1452.7	1469.4	1422.6	945.1
37.5°	1496.1	1502.1	1477.6	1399.4	1343.4	1296.0	1332.9	1569.2	1592.9	1576.8	1023.9
40°	1605.7	1618.2	1614.7	1530.3	1477.2	1443.4	1464.0	1707.8	1737.8	1756.3	1123.3
42.5°	1674.4	1683.9	1699.9	1649.1	1600.9	1606.5	1618.8	1869.1	1906.2	1961.0	1237.6
45°	1753.2	1757.8	1771.2	1748.7	1716.2	1772.2	1783.1	2050.9	2089.8	2181.0	1364.4
47.5°	1849.6	1860.3	1864.0	1843.4	1828.6	1918.8	1941.4	2216.2	2270.8	2416.7	1498.6
50°	1972.3	1975.2	1981.5	1968.2	1953.3	2044.7	2083.4	2389.7	2439.4	2653.2	1631.0
52.5°	2092.3	2102.6	2124.8	2116.4	2110.4	2152.0	2210.0	2546.2	2601.6	2850.4	1763.1
55°	2126.9	2135.7	2212.5	2265.0	2313.6	2284.1	2331.1	2686.4	2746.3	3026.7	1890.3
57.5°	1988.7	2006.7	2139.6	2276.3	2477.8	2489.6	2497.4	2830.3	2884.0	3161.7	2022.7
60°	1639.6	1643.1	1861.3	2095.8	2450.7	2668.9	2740.3	2984.9	3029.9	3287.5	2181.2
62.5°	1042.8	1078.5	1317.9	1648.9	2163.3	2642.9	3034.1	3218.7	3235.2	3438.4	2408.5
65°	496.7	519.8	692.3	1018.8	1567.0	2310.9	3236.8	3641.7	3649.2	3737.5	2712.1
67.5°	275.0	286.1	368.3	548.4	916.0	1634.3	3154.9	4142.8	4149.8	4042.9	2978.5
69°	215.1	224.6	289.2	413.4	621.1	1174.6	2855.0	4289.6	4310.4	4130.4	2988.0
70°	182.6	191.9	249.1	349.1	499.4	907.6	2541.3	4253.1	4275.1	4122.2	2917.3
72.5°	111.8	117.1	165.9	245.8	334.7	456.6	1567.2	3596.9	3634.1	3781.3	2507.3
75°	75.3	78.2	103.7	169.6	239.4	235.1	814.1	2535.3	2616.0	2941.4	1851.9
77.5°	53.9	56.6	69.6	109.7	167.8	155.2	368.7	1575.6	1592.9	1764.2	1009.9
80°	30.7	33.1	49.2	65.3	113.8	103.5	146.6	752.6	761.2	756.5	337.2
82.5°	16.1	18.1	27.0	43.0	73.1	67.7	60.9	252.0	253.2	210.6	73.9
85°	3.1	3.7	13.4	29.4	37.7	29.4	24.9	59.1	60.3	53.3	18.3
87.5°	0.0	0.2	5.4	6.6	7.4	7.6	8.0	11.5	12.4	16.7	4.9
90°	0.0	0.0	0.0	0.0	0.0	0.0	0.0	0.0	0.0	0.0	0.0



REPORT NUMBER: P386254

CATALOG NUMBER: GWC-SA1D-827-U-T2-HSS

CANDELA DISTRIBUTION (continued):

	90°	95°	105°	115°	125°	135°	145°	155°	165°	175°	180°
0°	493.2	493.2	493.2	493.2	493.2	493.2	493.2	493.2	493.2	493.2	493.2
2.5°	495.5	488.1	473.9	457.4	444.6	432.1	422.2	411.9	408.2	406.4	406.1
5°	500.4	484.8	454.7	423.9	398.5	374.7	357.6	341.3	333.7	330.2	328.7
7.5°	508.7	483.5	435.2	388.0	351.6	321.7	298.1	280.4	271.5	267.8	266.4
10°	518.3	481.9	412.3	350.2	303.6	272.8	249.3	231.8	222.1	218.0	215.9
12.5°	529.7	479.0	386.0	311.9	262.7	231.8	203.4	181.8	170.7	165.9	163.7
15°	543.7	476.1	358.4	275.8	226.6	189.0	157.9	143.3	141.0	140.2	140.4
17.5°	557.4	471.6	328.3	240.2	188.8	147.6	131.7	130.9	131.3	131.3	131.3
20°	569.8	461.3	295.6	209.8	152.7	124.5	121.2	119.8	118.8	118.0	116.9
22.5°	579.5	447.5	264.1	179.5	124.7	114.0	108.9	104.4	100.7	98.2	97.0
25°	586.1	429.2	235.3	150.5	112.2	103.7	94.5	86.9	81.1	77.6	76.2
27.5°	591.0	409.4	209.6	126.0	103.5	91.8	79.7	70.6	64.6	61.5	60.3
30°	594.5	387.0	186.9	110.7	93.9	79.3	66.3	57.4	53.1	51.5	50.6
32.5°	597.8	362.1	165.5	103.5	84.8	67.7	55.6	48.8	46.1	44.1	43.4
35°	606.0	339.0	145.1	95.9	75.5	57.8	47.8	42.8	40.1	38.9	38.5
37.5°	625.6	322.0	125.6	88.1	66.3	50.0	41.8	38.3	35.8	34.6	34.2
40°	657.1	313.3	109.1	79.7	57.2	44.1	37.9	34.6	31.9	30.1	29.6
42.5°	703.4	314.5	97.6	71.2	50.0	39.3	34.2	30.3	27.4	25.7	25.3
45°	759.6	323.6	89.5	63.0	44.1	35.6	30.1	25.9	23.3	21.8	21.4
47.5°	820.5	338.2	83.0	55.6	39.3	32.1	25.9	21.6	19.4	18.1	17.9
50°	884.8	352.4	76.2	48.4	35.2	28.6	21.8	17.9	16.1	15.0	14.6
52.5°	949.8	368.9	70.0	41.8	31.7	24.5	18.1	14.6	13.2	12.4	11.9
55°	1019.8	381.2	64.0	36.6	28.2	20.8	15.0	12.1	10.9	9.9	9.7
57.5°	1102.1	400.4	57.8	31.7	24.1	17.3	12.4	9.7	8.6	7.6	7.4
60°	1213.3	422.8	51.3	28.0	19.8	14.2	10.1	7.8	6.6	5.8	5.6
62.5°	1359.9	447.7	43.0	24.5	16.1	11.5	8.0	6.2	4.7	3.7	3.7
65°	1545.7	488.3	35.2	20.6	13.2	9.5	6.2	4.5	2.7	1.6	1.6
67.5°	1654.2	495.3	28.4	16.9	10.7	8.0	5.1	3.1	0.8	0.2	0.0
69°	1619.4	454.7	24.1	14.4	9.3	7.6	4.7	2.3	0.4	0.0	0.0
70°	1554.0	415.8	21.2	12.8	8.4	7.2	4.5	1.6	0.4	0.0	0.0
72.5°	1284.1	296.0	16.1	9.5	6.2	6.4	4.1	1.0	0.4	0.0	0.0
75°	935.4	179.9	11.5	6.6	3.9	4.7	2.9	0.4	0.2	0.0	0.0
77.5°	520.4	84.8	7.2	3.7	2.5	2.9	1.4	0.0	0.0	0.0	0.0
80°	169.0	23.1	3.3	2.1	1.4	1.6	0.6	0.0	0.0	0.0	0.0
82.5°	31.3	6.6	1.9	1.0	0.4	0.4	0.0	0.0	0.0	0.0	0.0
85°	6.8	2.7	1.0	0.4	0.0	0.0	0.0	0.0	0.0	0.0	0.0
87.5°	2.3	0.8	0.2	0.0	0.0	0.0	0.0	0.0	0.0	0.0	0.0
90°	0.0	0.0	0.0	0.0	0.0	0.0	0.0	0.0	0.0	0.0	0.0

Signify Classified - Internal
Cooper Lighting Solutions Photometric Lab
1121 Highway 74 South
Peachtree City, GA 30269

Scaled Data Report



Report Generated By 670245982

Signify Classified - Internal
Cooper Lighting Solutions Photometric Lab
1121 Highway 74 South
Peachtree City, GA 30269

Scaled Data Report



Signify Classified - Internal
Cooper Lighting Solutions Photometric Lab
1121 Highway 74 South
Peachtree City, GA 30269

Scaled Data Report



Signify Classified - Internal
Cooper Lighting Solutions Photometric Lab
1121 Highway 74 South
Peachtree City, GA 30269

Scaled Data Report



Signify Classified - Internal
Cooper Lighting Solutions Photometric Lab
1121 Highway 74 South
Peachtree City, GA 30269

Scaled Data Report



--- HS — SS

Signify Classified - Internal
Cooper Lighting Solutions Photometric Lab
1121 Highway 74 South
Peachtree City, GA 30269

Scaled Data Report



u

Signify Classified - Internal
Cooper Lighting Solutions Photometric Lab
1121 Highway 74 South
Peachtree City, GA 30269

Scaled Data Report



Signify Classified - Internal
Cooper Lighting Solutions Photometric Lab
1121 Highway 74 South
Peachtree City, GA 30269

Scaled Data Report



(END OF REPORT)